

DETECT WITH CONFIDENCE
**SHIGA TOXIN
 QUIK CHEK™**

Provide complete and accurate results

- Simultaneously detect and differentiate Stx1 and Stx2
- Detect serogroups O157 and non-O157 (non-O157 is not detectable by culture)
- Results in under 30 minutes
- Direct detection of STEC toxins from primary fecal specimens



SHIGA TOXIN QUIK CHEK™

Product Order Information

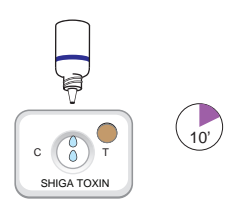
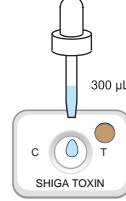
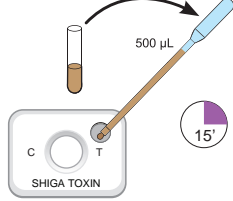
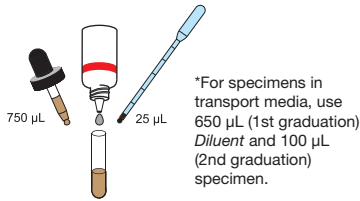
Product Name	Cat. No.	Sample Type	Time to Result	Format
SHIGA TOXIN QUIK CHEK™	T30625	Fresh and frozen fecal sample (unpreserved), Cary Blair, C&S, broth (GN or MAC), plate culture (SMAC, CT-SMAC, CHROMagar® O157)	< 30 minutes	Rapid EIA

SHIGA TOXIN QUIK CHEK™

Assay Protocol: Direct Fecal

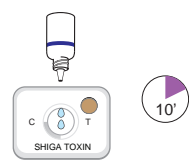
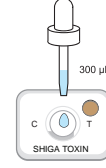
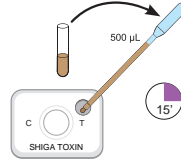
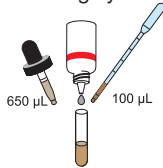
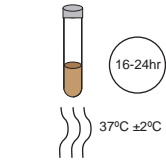
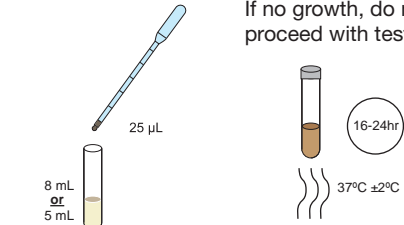
- 1** Add to a test tube:

 - 750 μ L *Diluent**
 - 1 drop *Conjugate*
 - 25 μ L (1st graduation) of specimen
 - Mix thoroughly
- 2** Transfer 500 μ L (highest graduation) from tube to small *Sample Well*. Keep the cassette at room temperature and wait 15 minutes.
- 3** Add 300 μ L *Wash Buffer* to large *Reaction Window*. Allow to completely absorb.
- 4** Add 2 drops *Substrate* to large *Reaction Window*. Keep the cassette at room temperature and wait 10 minutes. Read results.




Assay Protocol: Broth

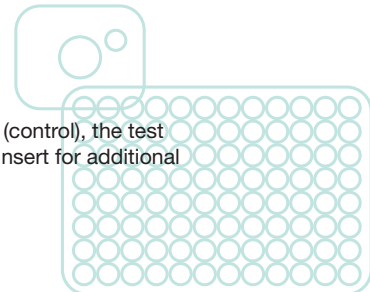
- 1** Add 25 μ L (1st graduation) of specimen* to a tube containing 8 mL of GN or 5 mL of MacConkey Broth
- 2** Loosely cap the inoculated broth and incubate for 16-24 hours at 37°C \pm 2°C. Examine the tube for growth. If no growth, do not proceed with testing.
- 3** Add to a test tube: 650 μ L (1st graduation) *Diluent*, 1 drop *Conjugate*, and 100 μ L of overnight GN or MacConkey Broth culture. Mix thoroughly.
- 4** Transfer 500 μ L (highest graduation) from tube to small *Sample Well*. Keep the cassette at room temperature and wait 15 minutes.
- 5** Add 300 μ L *Wash Buffer* to large *Reaction Window*. Allow to completely absorb.
- 6** Add 2 drops *Substrate* to large *Reaction Window*. Keep the cassette at room temperature and wait 10 minutes. Read results.



Easy-to-read Results



If there are no dots at C (control), the test is invalid. See package insert for additional interpretation of results.



www.cdc.gov/ecoli
SHIGA TOXIN QUIK CHEK Package Insert.

Distributed by

keydiagnostics

T: 02 8212 4074 F: 02 9423 6992
info@keydiagnostics.com.au
www.keydiagnostics.com.au
PO Box 1038, Gympie, NSW, 2227

Developed and manufactured by

TECHLAB®

PROVEN DIAGNOSTIC PERFORMANCE

www.techlab.com

TECHLAB, Inc. is a leading developer and manufacturer of infectious disease diagnostics products worldwide. Since 1989, the company has offered a quality portfolio of diagnostic tests which now includes assays for *C. difficile*, *Campylobacter*, Shiga toxin producing *E. coli*, *H. pylori*, protozoan parasites, and biomarkers of intestinal inflammation.

© 2021 TECHLAB, Inc. All rights reserved.

SHIGA TOXIN QUIK CHEK, the TECHLAB Logo, and TECHLAB are trademarks of TECHLAB, Inc. All other trademarks referenced are trademarks of their respective owners. PN 832021011